






















Key Function	Description
Code Learning	Turn ACC to "ON", press emergency override switch 5 times. Duplicator starts with siren chirps once. Press any key of remote, siren chirps once means successful duplication. (Siren sound twice means successful duplication for the second transmitter. Siren sound 3 times means successful duplication for the third transmitter. Siren sounds 2 times more means exit). Not more than 3 remotes are recommended to duplicate simultaneously. While a new code duplication completes, the former code will be erased.
Arming	press  , turn signal flashes once, siren chirps once, Door lock, with power off. LED flashes. System enter into arming mode 5 seconds later.
Disarming	press  , turn signal flashes twice, siren chirp twice, Door unlock, with LED flashes quickly.
Auto Rearming	press  button, turn signal flashes twice, siren chirps twice, Door unlock, with LED flashes quickly. System automatically lock and arm if no one open door within 30 seconds.
Arming Reminder	In case car owner forget to arm while he leave.10 seconds later, siren chirps 3 times and light flashes 3 times to remind. 30 seconds later, system will automatically be in arming mode with door unlocked.
Silent Arming	System unlock, Press  (or press  and  simultaneously), turn signal flashes once. Door lock, with power off. LED blinks.
Car Searching	Press  button, turn signal flashing last 30secs, LED flash, with power off. Press  to exit.
Central Door Lock Automation	lock and unlock can be activated by pressing  or  while driving, but arming won't be activated. Turn the ignition key to "ON", central control lock will automatically lock while stepping on foot brake pedal 15 seconds later. Remove the ignition key to unlock.
Emergency Call	Press  button while driving, turn signal flash and siren sound. Press  button to exit.
Closing Door Reminder	If car doors are not closed correctly, turn signal flashing last 15 seconds in order to give alarm to the cars behind.
Remote Trunk Release	Hold  button 5 seconds more. trunk will open automatically with rear turn signal flashes once.
Trigger	Press positive trigger, turn signal flashes, siren chirps with power off. LED blinks slowly. Press  to exit.
Trigger	Press negative & engine trigger, turn signal flashes, siren chirps with power off. LED blinks slowly. Press  to exit.
Vibration	Vibration arming are subject to the following two phases. 1 if car is collided slightly in arming mode, LED flashes, turn signal flashes 5 times. Siren chirps 5 times. 2 if car is collided for the second time in arming mode, siren chirp lasts 30 seconds.
Alarm Memory	In case vehicle was collided in arming, once disarm the system and open the door, siren will chirp once to remind car owner.
Emergency Override	Turn ACC to "ON", turn signal flashes, siren chirps. Hold emergency override to "ON" 5 seconds, system disarm.
Anti-robbery	press  (or press  and  simultaneously), turn signal flashes, then press  within 5 seconds, LED flashes. 40 seconds later, vehicle engine stop, siren chirps, turn signal flashes, just press emergency switch to exit.
Dynamo electronic Lock / Pneumatic Lock	JP1 short-circuit ring as 3.5 second Pneumatic lock output, JP1 circuit ring as 0.8 second dynamo electronic lock output.
Trigger option	JP2 short-circuit with 1 and - means hood trigger(-), short-circuit with 1 and + means door trigger (+)
Vibration on/off Optional	hold  5 seconds in arming mode, non-vibration function activate, with siren light flashes once. Vibration function activate when hold  5 seconds more, with siren chirps twice.

ANT

DIAGRAM UNIT

